


Reflow Process Camera for Process Visualization



RPC 500 A with 180° swivel arm

“Seeing is Believing” – RPC 500 A offers True Process Control!

The ERSA IR 500 A and IR 550 A rework systems have proven themselves to be ideal tools for rework soldering on electronic PCBs with SMT / BGA and many other difficult to rework components. With the introduction of the RPC 500 A, ERSA's compact Reflow Process Camera, it is now possible to watch the solder joint formation during rework!

The RPC 500 A includes a high-resolution, CCD color camera and a 7-70 x MACROZOOM quality lens which guarantee clear pictures of even the smallest electronic components.

The knowledge of the soldering process and the ability to see how a solder joint is forming are conditions for long-lasting success in conventional and lead-free SMT rework.

During the soldering process, the solder joint is visible and the operator can supervise the forming of the solder connection. Safe, reliable and repeatable rework results will be granted.

As a solid platform for the ERSA IR rework system, the base plate of the RPC 500 A supplies optimal stability on the workbench. Mounted on its bottom side, the 180° swivel arm carries the camera and provides maximum flexibility of viewing angles.


Height and viewing angle of the camera can be freely adjusted around the working point of the IR rework system. For any rework application, free visibility of the component and its solder joints are guaranteed.

Optimal illumination of the “rework scene” is provided by two bright LED spotlights. The LED light is fixed on top of flexible arms and is very easy to adapt for best illumination. The complete LED light is moving together with the camera. Moreover, the intensity of the LED light is controllable via the integrated potentiometer. Shutter control at the MACROZOOM lens and light control will provide for rapid individual light setting without reflections.

The required zoom and focus for the best image can be set at the MACROZOOM lens and fixed at this position.

The X-Y PCB table and the powerful, stand-alone cooling fan which come as an optional part of the IR 500 A or IR 550 A systems, complete the professional rework setup.

A combination of IR 500 A or IR 550 A and the RPC 500 A reflow process camera are synonymous for ideal process control in today's demanding rework environment!



Process visualization on a PBGA

ERSA product range

Soldering tools

NEW DIMENSION

- Soldering / desoldering stations
- SMD-Equipment
- Accessories

PROFI-LINE

- Hand soldering tools
- Battery-powered / gas soldering irons
- Solder baths
- Special tools

BGA/SMT-Rework

- IR Rework Center
- Placing systems

- Reflow process camera

CLEAN-AIR

Soldering systems

- Wave soldering machines
- Reflow soldering machines
- Selective soldering machines
- Process optimization software

Inspection systems

- ERSASCOPE
- ImageDoc Software


Other services

- Know-how seminars
- In-House trainings
- Test soldering
- Installation and maintenance assistance
- Process support

DATA

RPC 500 A

Reflow Process Camera: Visual Control – Reliable Results!



RPC 500 A with IR 550 A rework system and X-Y PCB table

RPC 500 A

Reflow process camera

(for use with ERSA IR rework systems)

- High-quality CCD color camera
- 7 to 70 x MACROZOOM lens
- Two spot, controllable LED light
- Solid base plate
- Stable camera swivel arm
- Easily adjustable camera position
- Distance stands for IR system

Technical data:

Dimensions:	~ 400 x 440 mm
Total weight:	~ 9.5 kg
Power supply:	100 – 240 V, 50/60 Hz
Power output:	12 V DC, 1.3 A
Camera lens:	magnification 7 to 70 times, optical
Norm:	PAL composite (FBAS) or NTSC
Video output:	BNC / Cinch

Monitor recommendation:

The RPC 500 A system is equipped with a high-quality CCD camera. The unit can be connected directly to any color video monitor or the signal can be displayed on a PC monitor by use of a frame grabber card.

Best image quality will be achieved with high-resolution color tube monitors (CRT) (horizontal resolution >460 TV lines). PC systems with DVI (Digital Visual Interface) will depict brilliant images, too. We recommend to use the software package IDView for depicting the image on a PC monitor.

A black and white monitor is not suited for this application.

Order numbers:

OVSRPC500 AP	Reflow process camera (PAL version)
OVSRPC500 AN	Reflow process camera (NTSC version)

Rework systems: (230 V)


OIR500AS	Rework system
OIR550A	Microprocessor controlled rework system
OIR5500-01	X-Y PCB table
OIR5500-13	Cooling fan for PCBs

Software:


OVSID100	IDView Image Explorer (with frame grabber)
OVSID130	ImageDoc Basic 1.3 software (with frame grabber)
OVSID200	ImageDoc EXP 2.0 software (with frame grabber)



Cooling fan OIR5500-13



Process visualization on a Chip Scale Package



Process visualization on a Fine Pitch QFP

Asia:
 ERSA Asia Pacific
 Suite 3505, 35/F.,
 China Resources Building
 26 Harbour Road, Wan Chai
 Hong Kong
 Phone: ++852 2331 2232
 Fax: ++852 2758 7749
 e-mail: kurtz@kfe.com.hk
 www.ersa.com

ERSA Asia Pacific
 Room 601, 6th Floor.,
 Beethoven Plaza
 No. 1158, Chang Ning Road
 Shanghai, 200131, China
 Phone: ++86 (21) 52 41 60 00
 Fax: ++86 (21) 52 41 99 18
 e-mail: kurtz@kurtz.com.cn
 www.ersa.com

USA:
 ERSA Inc.
 Pilgrim Road 1779
 Plymouth, WI 53073
 USA
 Phone: 800-363-3772
 Fax: (+1) 920-893-3322
 e-mail: info@ersainc.com
 www.ersa.com

Europe (Headquarters):
 ERSA GmbH
 Leonhard-Karl-Str. 24
 97877 Wertheim / Germany
 Phone: ++49 (0) 9342 / 800-0
 Fax: ++49 (0) 9342 / 800-250
 e-mail: info@ersa.de
 www.ersa.com

A Kurtz Company